

7.0" Internal Diameter, Multi-Ratio
Width 3.5"



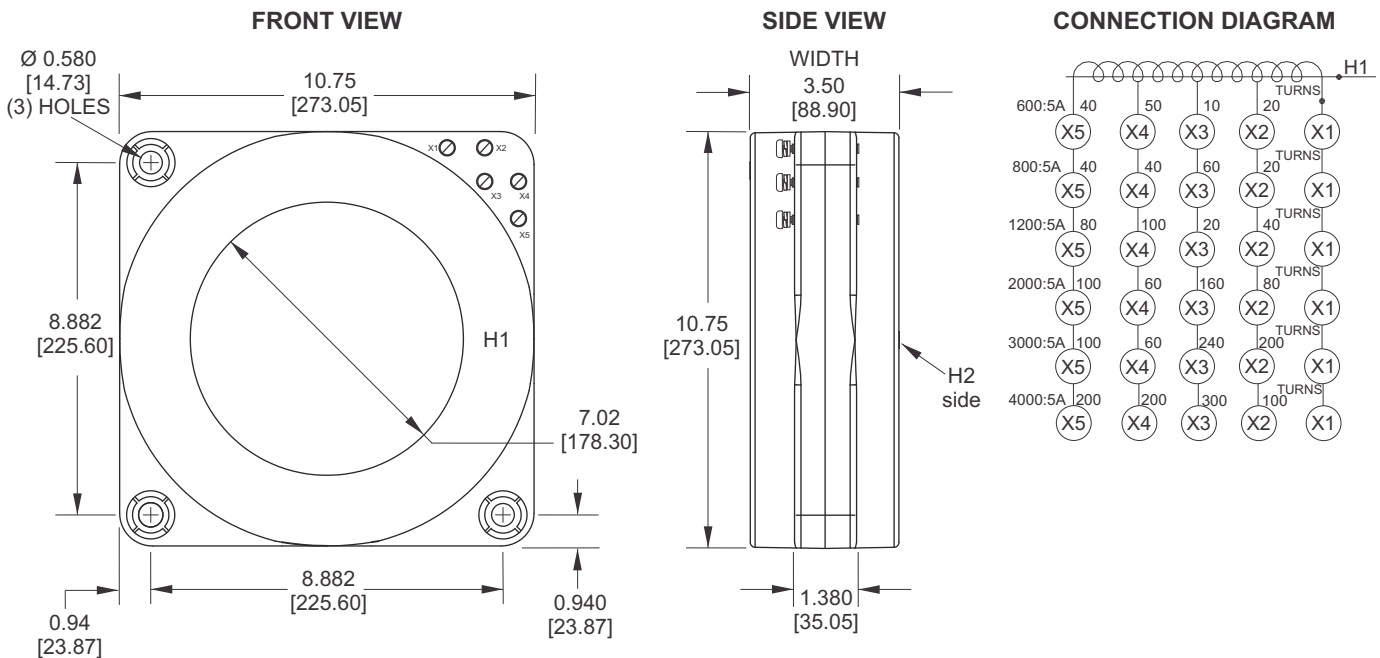
- Application - Relay and Metering
- Frequency 50 - 400hz
- AC capability 600 - 4000 Amperes
- Insulation Class 0.6kV, 10kV BIL full wave
- Excitation curves upon request
- Secondary terminals are brass screws No. 10-32 with one flatwasher, lockwasher, accessible from either side
- Approximate weight 31 lbs
- UL and cUL Certified per ANSI/IEEE C57.13 standard

C US E469271

ELECTRICAL SPECIFICATIONS

| CATALOG NUMBER | CURRENT RATIO (A), (X1-X5) | RELAY CLASS | ANSI METERING CLASS AT 60HZ (X1-X5) | | | | | SECONDARY WINDING RESISTANCE (OHMS @75C), (X1-X5) | CURRENT RATING FACTOR @30C |
|----------------|----------------------------|-------------|-------------------------------------|------|------|------|------|---------------------------------------------------|----------------------------|
| | | | B0.1 | B0.2 | B0.5 | B0.9 | B2.0 | | |
| ICT96A07 | 600:5 | C100 | 0.3 | 0.3 | 0.3 | 0.6 | 1.2 | 0.19 | 2.0 |
| ICT96A01 | 800:5 | C100 | 0.3 | 0.3 | 0.3 | 0.6 | 0.6 | 0.28 | 2.0 |
| ICT96A08 | 1200:5 | C200 | 0.3 | 0.3 | 0.3 | 0.3 | 0.3 | 0.44 | 2.0 |
| ICT96A04 | 2000:5 | C200 | 0.3 | 0.3 | 0.3 | 0.3 | 0.3 | 0.60 | 1.0 |
| ICT96A02 | 3000:5 | C200 | 0.3 | 0.3 | 0.3 | 0.3 | 0.3 | 1.19 | 1.0 |
| ICT96A03 | 4000:5 | C200 | 0.3 | 0.3 | 0.3 | 0.3 | 0.3 | 1.03 | 1.0 |

MECHANICAL SPECIFICATIONS

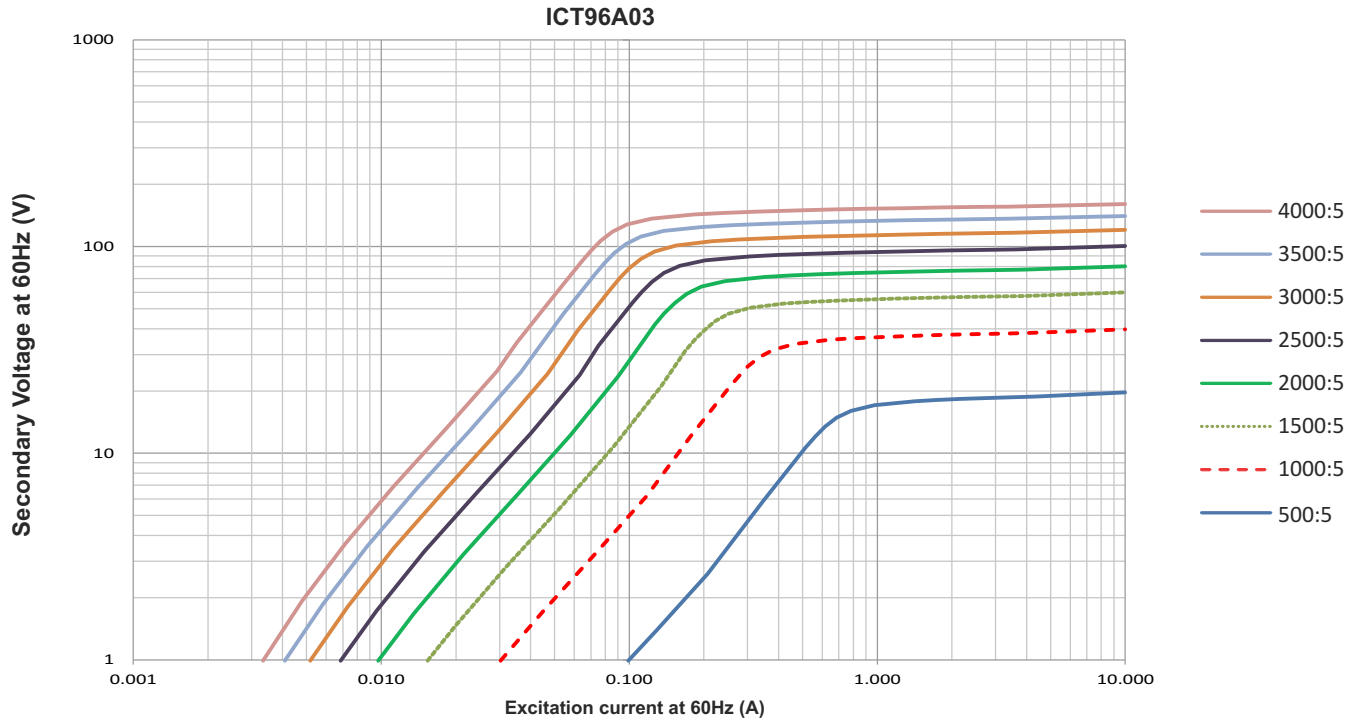


DIMENSIONS IN INCHES[MM]

7.0" Internal Diameter, Multi-Ratio
Width 3.5"

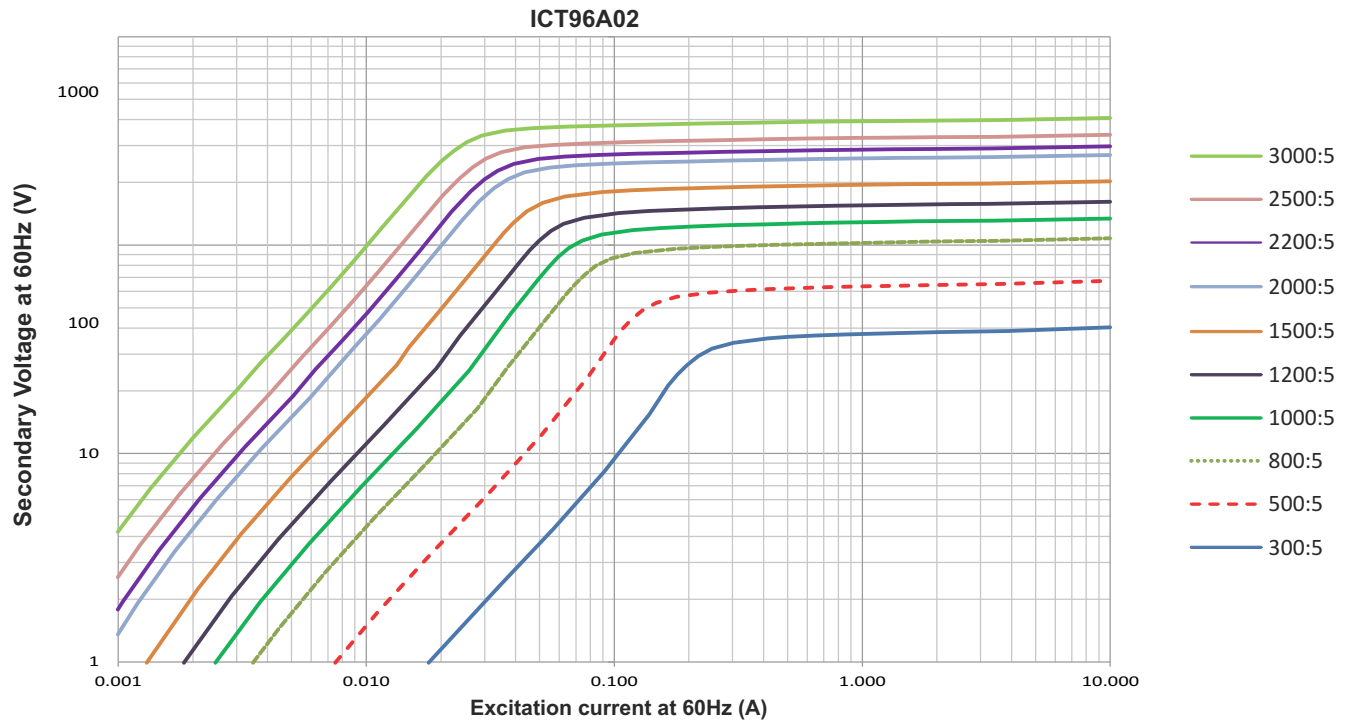


Typical Excitation Curves



ICT96A03 Ratings

| | | | | | |
|-----------|---------|---------|---------|---------|---------|
| Terminals | X1-X2 | X4-X5 | X3-X4 | X2-X3 | X3-X5 |
| Ratio | 500:5A | 1000:5A | 1000:5A | 1500:5A | 2000:5A |
| Terminals | X1-X3 | X2-X4 | X1-X4 | X2-X5 | X1-X5 |
| Ratio | 2000:5A | 2500:5A | 3000:5A | 3500:5A | 4000:5A |

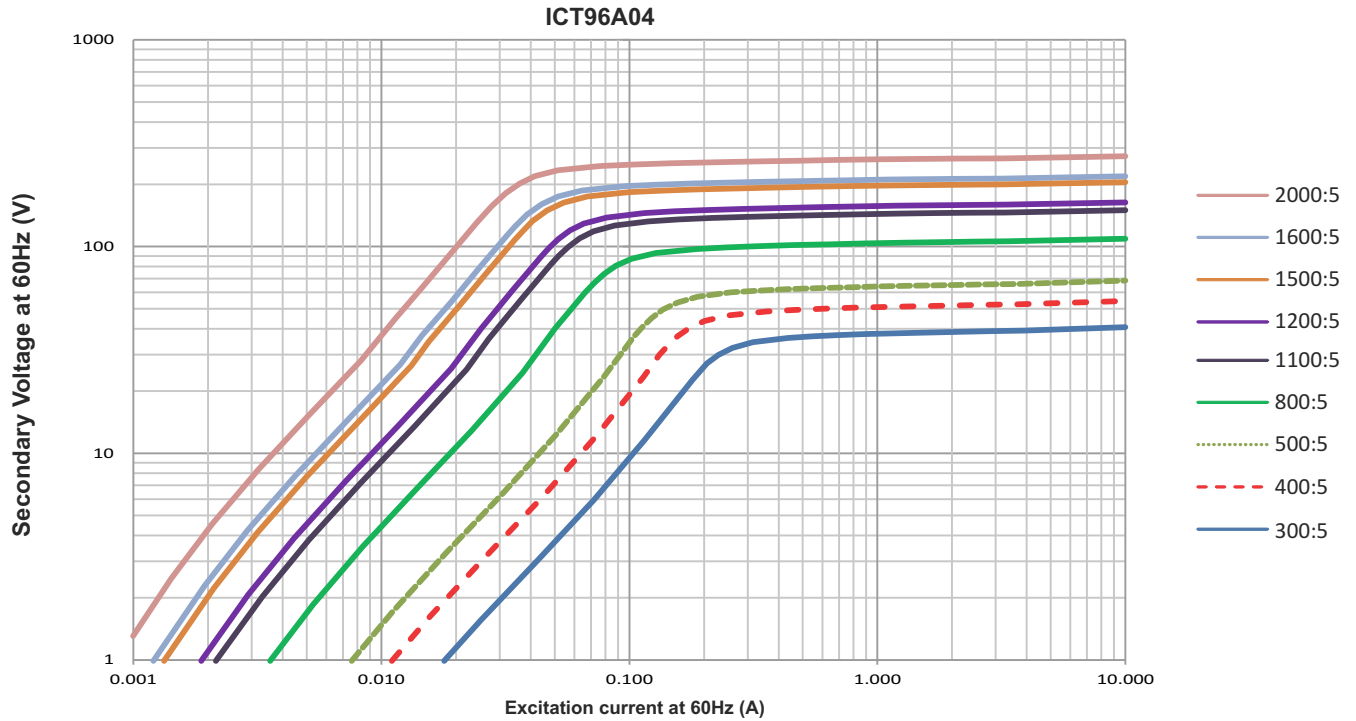


ICT96A02 Ratings

| | | | | | |
|-----------|---------|---------|---------|---------|---------|
| Terminals | X3-X4 | X4-X5 | X3-X5 | X1-X2 | X2-X3 |
| Ratio | 300:5A | 500:5A | 800:5A | 1000:5A | 1200:5A |
| Terminals | X2-X4 | X2-X5 | X1-X3 | X1-X4 | X1-X5 |
| Ratio | 1500:5A | 2000:5A | 2200:5A | 2500:5A | 3000:5A |

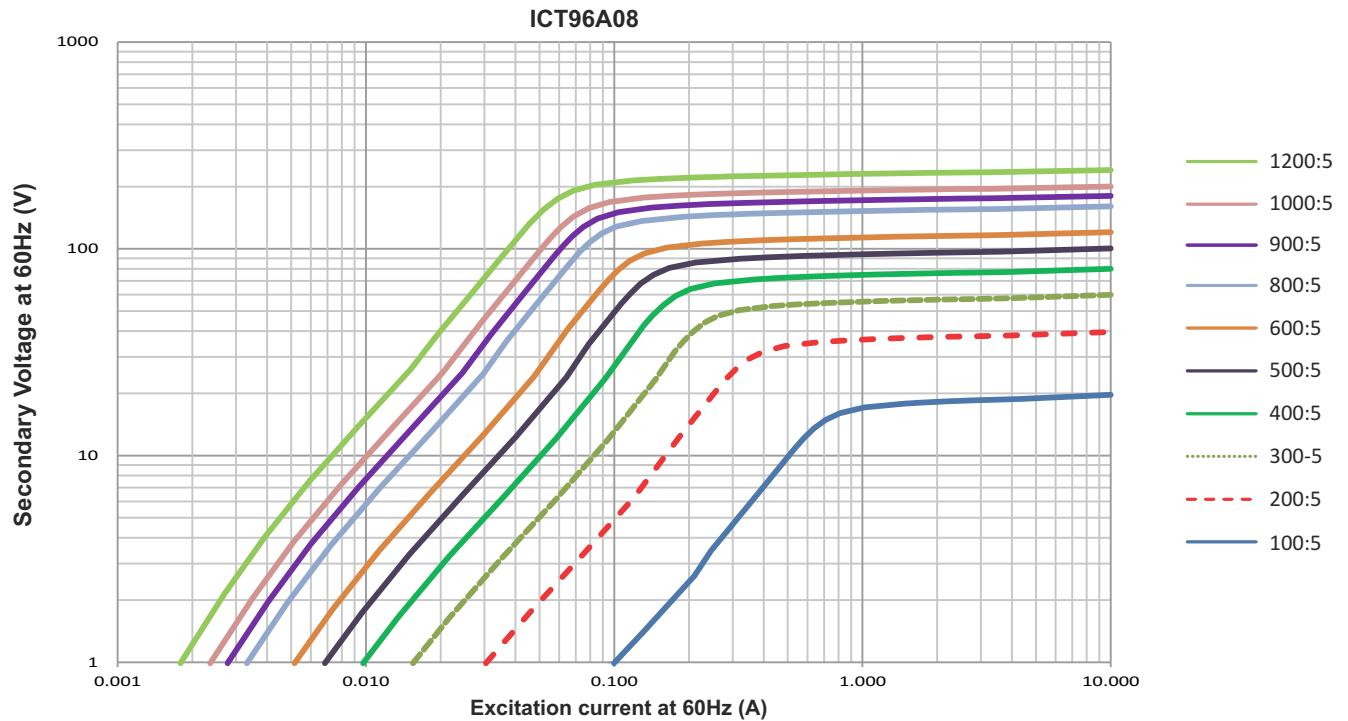
7.0" Internal Diameter, Multi-Ratio
Width 3.5"

Typical Excitation Curves



ICT96A04 Ratings

| | | | | | |
|-----------|---------|---------|---------|---------|---------|
| Terminals | X3-X4 | X1-X2 | X4-X5 | X3-X5 | X2-X3 |
| Ratio | 300:5A | 400:5A | 500:5A | 800:5A | 800:5A |
| Terminals | X2-X4 | X1-X3 | X1-X4 | X2-X5 | X1-X5 |
| Ratio | 1100:5A | 1200:5A | 1500:5A | 1600:5A | 2000:5A |



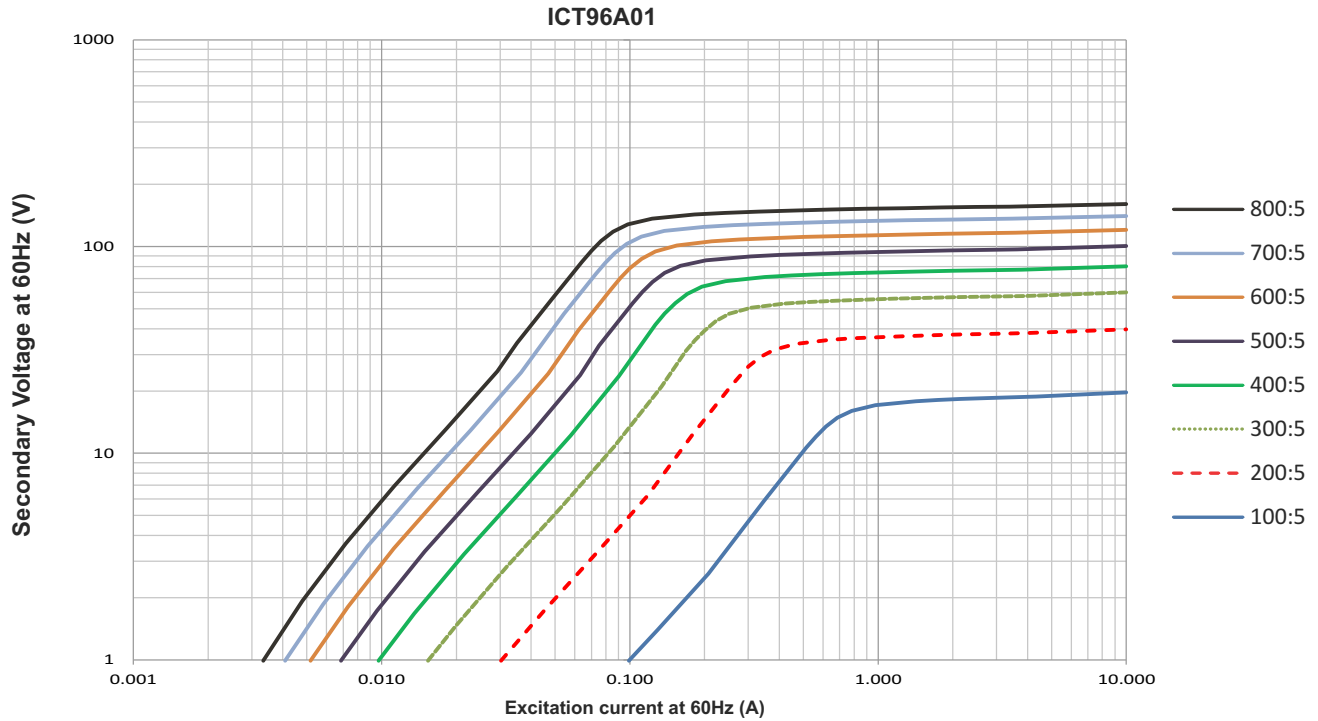
ICT96A08 Ratings

| | | | | | |
|-----------|--------|--------|--------|---------|---------|
| Terminals | X2-X3 | X1-X2 | X1-X3 | X4-X5 | X3-X4 |
| Ratio | 100:5A | 200:5A | 300:5A | 400:5A | 500:5A |
| Terminals | X2-X4 | X1-X4 | X3-X5 | X2-X5 | X1-X5 |
| Ratio | 600:5A | 800:5A | 900:5A | 1000:5A | 1200:5A |

7.0" Internal Diameter, Multi-Ratio
Width 3.5"

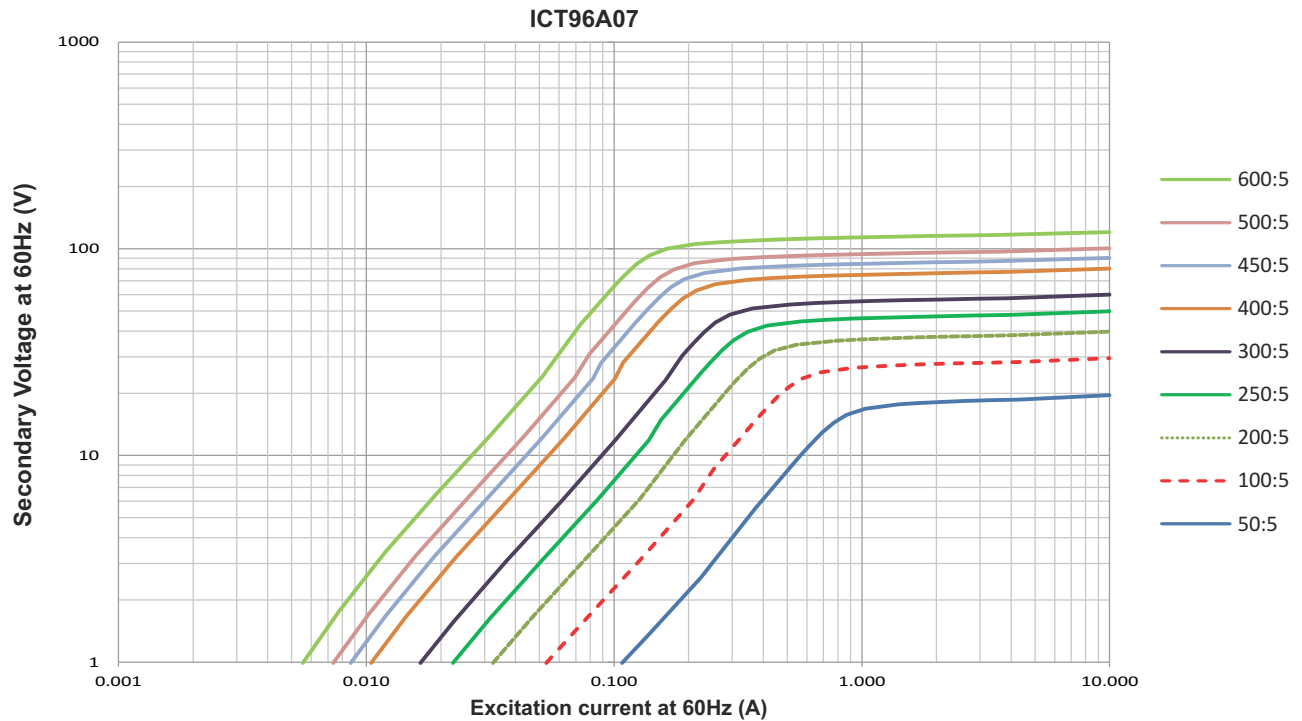


Typical Excitation Curves



ICT96A01 Ratings

| | | | | | |
|-----------|--------|--------|--------|--------|--------|
| Terminals | X1-X2 | X4-X5 | X3-X4 | X2-X3 | X3-X5 |
| Ratio | 100:5A | 200:5A | 200:5A | 300:5A | 400:5A |
| Terminals | X1-X3 | X2-X4 | X1-X4 | X2-X5 | X1-X5 |
| Ratio | 400:5A | 500:5A | 600:5A | 700:5A | 800:5A |



ICT96A07 Ratings

| | | | | | |
|-----------|--------|--------|--------|--------|--------|
| Terminals | X2-X3 | X1-X2 | X1-X3 | X4-X5 | X3-X4 |
| Ratio | 50:5A | 100:5A | 150:5A | 200:5A | 250:5A |
| Terminals | X2-X4 | X1-X4 | X3-X5 | X2-X5 | X1-X5 |
| Ratio | 300:5A | 400:5A | 450:5A | 500:5A | 600:5A |